

Specification\_RH\_v22

# YARDMASTER® EFFLUENT PUMP


- Non-clog impeller partially macerates soft materials so that solids will not pass into the line and cause blockages. The Yardmaster will also pump solids such as sand and gravel, is self-priming and can run dry.
- Deflecting shaft can move up to 1/2" either side of the centre which allows the impeller to "walk" over obstacles until cleared.
- The smaller model Yardmasters have a by-pass that agitates the liquid and solids around the pump head so that the solids are continually taken up with liquid. This by-pass also functions as a secondary inlet whilst the impeller cuts away the lumps which may temporarily have obstructed the main flow. Fluid velocity in the line is maintained.
- The Heavy Duty bearings sit above the liquid level. This feature makes them trouble free and long wearing.
- The motor is supplied mounted on top of the pump, away from any moisture or obstruction. No special fittings or guards are needed. Pumps can be provided for belt driven, hydraulic, air, petrol and diesel power drive.
- Designed and manufactured in New Zealand

## Ideal for...

Yardmaster pumps can be found in use from dairy sheds to meat processing plants, from wool scowers to sawmills shifting sawdust

**NOTE: Full modification options available for specific requirements**

## Applications & Case Studies



CS\_CAP01



CS\_BEL01



CS\_HED01



CS\_PIK01



### CS\_CAP01

Lined pond installation, effluent pump, stirrer and stabilised long arm

### CS\_BEL01

Small pit installation, effluent pump only

### CS\_HED01

Pit Installation, effluent pump and stirrer and short stabilised arm

### CS\_PIK01

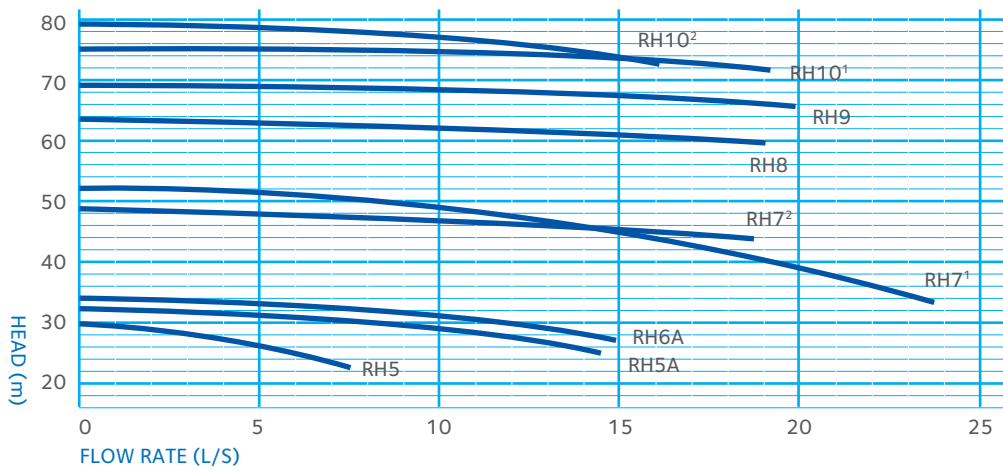
Pond installation, pump, stirrer and stabilised arm

Specifications are subject to change without notice



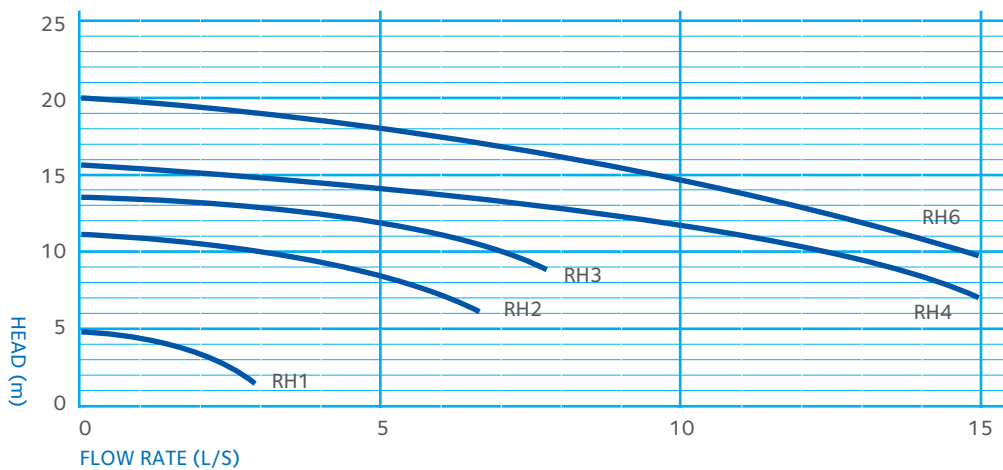
The performance curves stated below are those for water. When slurries, manures and effluents are to be pumped, delivery, head and power will alter. For viscous liquid-solid combinations seek assistance from your agent or contact Reid & Harrison direct. Calculations can be made that will give details of the size of pump required for the task and specifications of performance.

### Performance Curves - TWO POLE (2800 rpm)



	IMP	HP
RH5	150	5
RH5A	152	7.5
RH6A	156	10
RH7 <sup>1</sup>	187	15
RH7 <sup>2</sup>	178	15
RH8	200	20
RH9	210	25
RH10 <sup>1</sup>	215	30
RH10 <sup>2</sup>	220	30

### Performance Curves - FOUR POLE (1400 rpm)



	IMP	HP
RH1	150	1
RH2	178	2
RH3	200	3
RH4	215	5
RH6	220	10

### Product Codes (Standard Series)

DESCRIPTION	CODE
<b>LOW SPEED TRANSFER PUMPS with Single Phase Motor and 1" Fbsp Outlet</b>	
Yardmaster pump with motor; RH1S short, 1hp 1400rpm	RH1S
Yardmaster pump with motor; RH1L, 1hp 1400rpm	RH1L
Yardmaster pump with motor; RH2, 2hp 1400rpm	RH2.1
<b>LOW SPEED TRANSFER PUMPS with Three Phase Motor and 1" Fbsp Outlet</b>	
Yardmaster pump with motor; RH2, 2hp 1400rpm	RH2.3
<b>LOW SPEED TRANSFER PUMPS with Three Phase Motor and 2" Fbsp Outlet</b>	
Yardmaster pump with motor; RH3, 3hp 1400rpm	RH3
Yardmaster pump with motor; RH3 1200mm long, 3hp 1400rpm	RH3L
Yardmaster pump with motor; RH4, 5hp 1400rpm	RH4
Yardmaster pump with motor; RH6, 10hp 1400rpm	RH6
<b>HIGH SPEED IRRIGATION PUMPS with Three Phase Motor and 2" Fbsp Outlet</b>	
Yardmaster pump with motor; RH5, 5hp 2800rpm	RH5
Yardmaster pump with motor; RH5A, 7.5hp 2800rpm	RH5A
Yardmaster pump with motor; RH6A, 10hp 2800rpm	RH6A
Yardmaster pump with motor; RH7, 15hp 2800rpm	RH7
Yardmaster pump with motor; RH8, 20hp 2800rpm	RH8
Yardmaster pump with motor; RH9, 25hp 2800rpm	RH9
<b>HIGH SPEED IRRIGATION PUMPS with Three Phase Motor and 2 1/2" Flanged Outlet Housing</b>	
Yardmaster pump with motor; RH10, 30hp 2800rpm	RH10