


2025

PRODUCT CATALOGUE

Effluent Pumps
Effluent Stirrers
Effluent Separators
Effluent System Management
Irrigators
Yard Wash Down
System Accessories
Weeping Walls

Industrial Pumps
Industrial Stirrers
Industrial Separators
Stainless Food Grade Products



WELCOME TO DAIRY PUMPING SYSTEMS

Formed in 1998, Dairy Pumping Systems (DPS) has a strong reputation for supplying high quality equipment suitable to meet the demands of the rugged environments that dairy farming and other agricultural sectors experience.

Based in Leongatha, our specialised team provide the service and knowledge needed to match the pumping system products supply to the customer needs.

In 2021, the ownership was changed to four of the managers from Reid & Harrison, Yardmaster in

New Zealand, bringing with them decades of industry and product knowledge.

DPS is looking to be part of the leading experts in the dairy effluent space in Australia as the focus shifts more to environmentally sustainable practises to preserve the great country for future generations. Leveraging off its supply partners and the New Zealand experience to achieve this.



AN EFFLUENT SYSTEM PURPOSE DESIGNED FOR YOUR NEEDS

Do you want to look after the environment and future proof your investment?

Our Australian team of qualified designers work with our supply partner – Reid & Harrison, to help you in your effluent system design needs. Reid & Harrison have been involved with environmental award-winning systems in New Zealand and are accredited as effluent system designers.



A DEALER NETWORK THAT HAS YOU COVERED

How do you make sure you have ongoing support for your effluent system?

Best way is to buy from a nationwide network that is local enough, and has the ability to service your systems needs. This nationwide network is supported through DPS to our supply partners.



CONTENTS

Yardmaster / Bauer Effluent Pumps	2-11	1 Contents
Yardmaster / Williams / Bauer Effluent Stirrers	12	
Yardmaster / Bauer Effluent Separators	13	
Williams / Bauer Irrigators	14-15	
Yardmaster System Accessories	16	
Yardmaster System Management	16	
Yardblaster Yard Wash Down	17	
Pumpn / CPX / Williams Weeping Walls / Other	18	
RH Industrial / Bauer Industrial Pumps / Stirrers Separators	19-20	
RH Industrial Stainless Food Grade Products	21	



Yardmaster® PUMPS

EFFLUENT PUMPS

FOR 'PROCESSED' IRRIGATION



Multi-stage Vertical

- IDEAL FOR**
- Floating Frames
 - High efficiency /pressure
 - Green water / Small solids

Multi-stage Horizontal

- IDEAL FOR**
- Flood feed applications
 - High efficiency /pressure
 - Green water / Small solids

Self-Priming Multi-stage

- IDEAL FOR**
- Shore Mounting
 - High efficiency /pressure
 - Green water / Small solids

FOR IRRIGATION



Horizontal Pump

- IDEAL FOR**
- Flood feed applications
 - High speed irrigation pump
 - Green water with solids

Vertical Pump

- IDEAL FOR**
- Floating Frames
 - High speed irrigation pump
 - Green water with solids

Extender Pump

- IDEAL FOR**
- Deep Sumps
 - High speed irrigation pump
 - Green water with solids

FOR VOLUME TRANSFER



High Volume Pump

- IDEAL FOR**
- Volume transfer
 - Green water with solids

Heavy Duty Pump

- IDEAL FOR**
- Volume transfer
 - Liquid with solids
 - Industrial applications

PTO Pump

- IDEAL FOR**
- Volume transfer
 - Green water with solids

Trough Pump

- IDEAL FOR**
- Emptying of troughs
 - Water with solids

FOR TRANSFER



Horizontal Pump

- IDEAL FOR**
- Flood feed applications
 - Transfer pump
 - Green water with solids

Vertical Pump

- IDEAL FOR**
- Floating Frames
 - Transfer pump
 - Green water with solids

Extender Pump

- IDEAL FOR**
- Deep Sumps
 - Transfer pump
 - Green water with solids

Multi-Stage Pump Performance Overview

CODE	RHMS2PS110	RHMS2PS150	RHMS3PS150	RHMS3PS185	RHMS4PS185	RHMS4PS220
MOTOR SIZE (kW)	11	15	15	18.5	18.5	22
RPM	2950	2950	2950	2950	2950	2950
IMPELLER Ø (mm)	200, 162	218, 162	200, 162x2	218, 162x2	200, 162x3	218, 162x3
FLOW RANGE (L/S)	0-10.5	0-14.0	0-14.9	0-17.4	0-17.0	0-18.0
HEAD (m)	74	81	103	111	134	139

Self-Priming Multi-Stage Pump Performance Overview

CODE	RHMP2PS110	RHMP2PS150	RHMP3PS150	RHMP3PS185	RHMP4PS185	RHMP4PS220
MOTOR SIZE (kW)	11	15	15	18.5	18.5	22
RPM	2950	2950	2950	2950	2950	2950
IMPELLER Ø (mm)	215, 143	218, 162	218, 143, 143	218, 162x2	218, 143, 143, 162	218, 162, 162, 143
FLOW RANGE (L/S)	0-16.7	0-16.7	0-16.6	0-17	0-15.7	0-16.6
HEAD (m)	76	84	103	111	123	139

Irrigation Pump Performance Overview

CODE	RH5S	RH5B	RH6A	RH7	RH8	RH9	RH10
MOTOR SIZE (kW)	4	5.5	7.5	11	15	18.5	22
RPM	2900	2935	2935	2950	2950	2950	2950
IMPELLER Ø (mm)	127	145	156	178	200	210	215
FLOW RANGE (L/S)	0-8	0-8	0-13	0-7	0-7	0-7	0-9
HEAD (m)	19	28	32	46	61	69	75

High Volume Pump Performance

CODE	RH4.HV3	RH6.HV4
MOTOR SIZE (kW)	4	7.5
RPM	1400	1400
FLOW RANGE (L/S)	0-20	0-40
HEAD (m)	15.5-11.5	12.9-9.5

PTO Pump Performance

CODE	RHPTO.V	RHPTO.H
PTO RPM	540	540
IMPELLER Ø (mm)	200	200
FLOW RANGE (L/S)	0-19	0-19
HEAD (m)	64	64

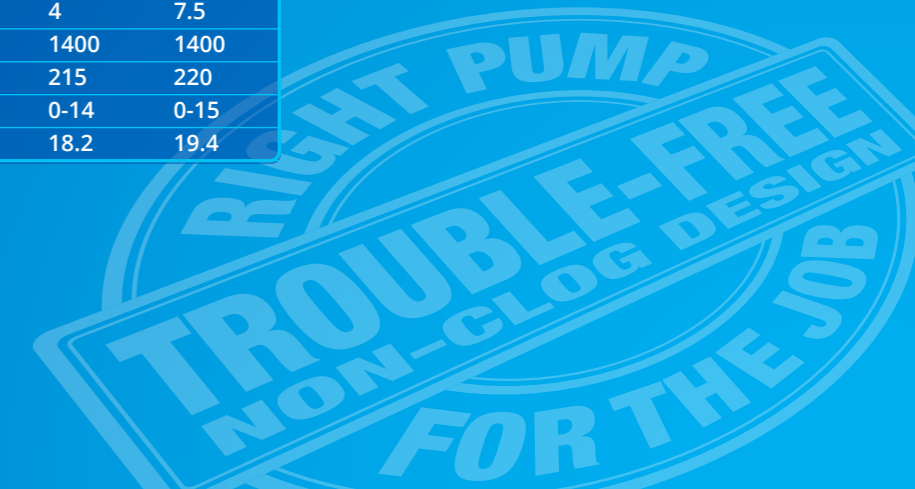
Product Catalogue: 2025v7. Contents of this Product Catalogue are copyright. No text or images are to be reproduced in any form or medium without prior written consent. Specifications are subject to change without notice.

Transfer Pump Performance Overview

CODE	RH1	RH2	RH3	RH4	RH6
MOTOR SIZE (kW)	0.75	1.5	2.2	4	7.5
RPM	1400	1400	1400	1400	1400
IMPELLER Ø (mm)	150	178	200	215	220
FLOW RANGE (L/S)	0-2.8	0-6.5	0-7	0-14	0-15
HEAD (m)	5	11	15.5	18.2	19.4

Trough Pump Performance

CODE	RHHYD
TRACTOR RPM (max)	1000
PRESSURE (psi)	40
IMPELLER Ø (mm)	123
FLOW (L/S)	10



Yardmaster® PUMPS

Introductory
'New Product' Warranty:
this product comes with a...
**2 Year Extended
Manufacturer's Warranty***

* Refer to Yardmaster® Standard
Warranty Terms & Conditions

EFFLUENT PUMPS

FOR 'PROCESSED' IRRIGATION

Progressive Cavity Pump

IDEAL FOR

- Constant flow
- High Efficiency
- Green water / small solids

FEATURES

- Pressure: Up to 240m Head
- Volume: Up to 55m³/hr
- Temperature Range: -10 to 100 degrees C
- Suction Lift: Up to 8.5m

BENEFITS

- Shore Mounted Solution - Maintenance made safe
- Constant Flow - Easy to apply to any system
- Power Efficient - Lower running costs

Progressive Cavity Pump Performance Overview

CODE	PC12-040-203	PC12-055-245	PC12-055-284	PC12-075-356	PC12-075-420	PC12-075-477
MOTOR SIZE (kW)	4	5.5	5.5	7.5	7.5	7.5
ROTOR RPM	203	245	284	356	420	477
MAX HARD PARTICLE SIZE (mm)	12	12	12	12	12	12
MAX SOFT CLUMP SIZE (mm)	36	36	36	36	36	36
FLOW RANGE (L/S)	1.5-2.8	2.1-3.3	2.8-4.2	3.6-5.0	5.2-5.8	6.2-6.7
MAX HEAD (m)	120	120	120	120	100	90

CODE	PC22-055-203	PC22-075-245	PC22-110-284	PC22-110-356	PC22-110-420
MOTOR SIZE (kW)	5.5	7.5	11	11	11
ROTOR RPM	203	245	284	356	420
MAX HARD PARTICLE SIZE (mm)	14	14	14	14	14
MAX SOFT CLUMP SIZE (mm)	44	44	44	44	44
FLOW RANGE (L/S)	3.3-4.7	3.5-5.6	5.1-6.7	6.7-8.1	8.5-9.7
MAX HEAD (m)	100	120	120	120	100

CODE	PC32-110-245	PC32-110-284	PC32-150-356	PC32-150-420
MOTOR SIZE (kW)	11	11	15	15
ROTOR RPM	245	284	356	420
MAX HARD PARTICLE SIZE (mm)	13	13	13	13
MAX SOFT CLUMP SIZE (mm)	44	44	44	44
FLOW RANGE (L/S)	5.9-7.8	7.5-9.2	9.0-11.5	12.5-13.3
MAX HEAD (m)	120	110	120	100

Imported,
Assembled
& Tested in NZ

CODE	PC34-150-203	PC34-185-245	PC34-220-284	PC34-220-356	PC34-220-420
MOTOR SIZE (kW)	15	18.5	22	22	22
ROTOR RPM	203	245	284	356	420
MAX HARD PARTICLE SIZE (mm)	13	13	13	13	13
MAX SOFT CLUMP SIZE (mm)	44	44	44	44	44
FLOW RANGE (L/S)	4.5-6.6	5.8-7.5	8.3-9.2	9.7-11.4	12.3-13.6
MAX HEAD (m)	200	200	240	180	150

Yardmaster® PUMPS

SUBMERSIBLE PUMPS

FOR TRANSFER

Yardmaster Submersible Pump

IDEAL FOR

- Feeding mechanical separators
- Transfer pump
- Green water with solids

Bauer Magnum CSPH Submersible Pump

Heavy duty
cutter pump.

IDEAL FOR

- Dairy effluent, meat processing plants and sewerage

Imported. Trialled & Tested in NZ.

Yardmaster Submersible Pump V Series Performance Overview

CODE	RHV080152344	RHV080152345	RHV100152348	RHV100152349	RHV100152350
MOTOR SIZE 4(kW)	2.2	3	1.7	2.2	3
RPM	1450	1450	1450	1450	1450
FREE PASSAGE (mm)	80	80	100	100	100
IMPELLER TYPE	Vortex	Vortex	Vortex	Vortex	Vortex
IMPELLER Ø (mm)	190	207	155	190	207
FLOW RANGE (L/S)	0-28	0-32	0-20	0-24	0-32
HEAD (m)	10.3-2.0	12.6-2.0	5.6-2.3	8-2.5	10.3-2.0

Yardmaster Submersible Pump Alpha Series Performance Overview

CODE	RHAlphaC1M/G	RHAlphaEVO2M/G	RHAlphaEVO32M/GRHAlphaEVO55M/T	RHAlphaPRO55T	RHAlphaEVO60T	
MOTOR SIZE (kW)	0.28	0.56	0.75	1.5	1.5	2.2
RPM	2850	2850	2850	2850	2850	2850
FREE PASSAGE (mm)	30	35	40	45	50	50
IMPELLER TYPE	Vortex	Vortex	Vortex	Vortex	Vortex	Vortex
IMPELLER Ø (mm)	90	96	104	120	110	125
FLOW RANGE (L/S)	0-2.5	0-4	0-8	0-9	0-10	0-11
HEAD (m)	7-1	9-2	10-2	14-2.5	14.5-2	16.5-3

Bauer Submersible Pump Magnum CSPH Performance Overview

CODE	CSPH-4	CSPH-5.5	CSPH-7.5*	CSPH-7.5
MOTOR SIZE (kW)	4	5.5	7.5	7.5
RPM	1450	1450	1445	1450
FLOW RANGE (L/S)	5.5-28	5.5-33	5.5-33	5.5-55
HEAD (m)	12.3-5.9	19.2-8.2	19.2-8.2	19.5-5.1

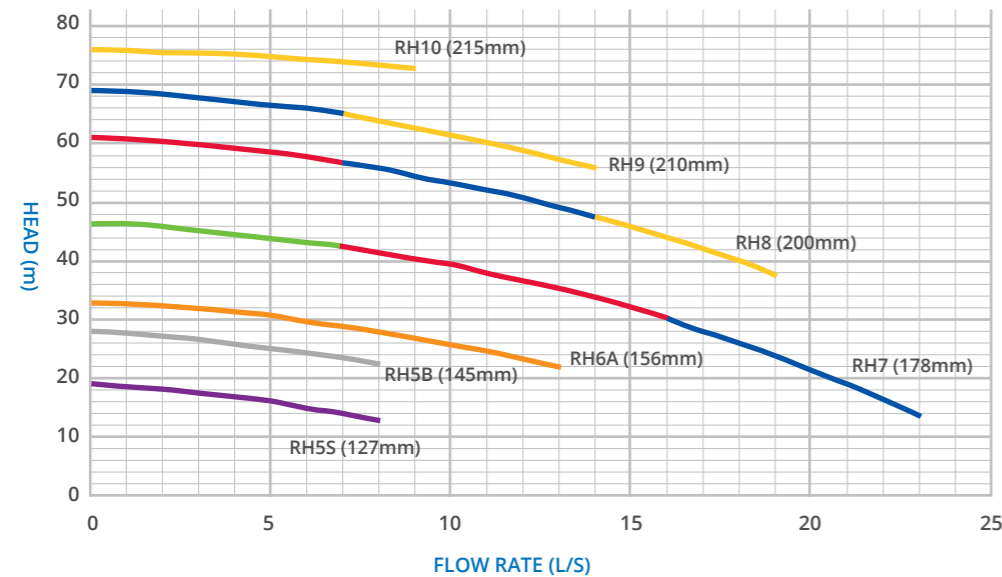
* Same hydraulic values as the CSPH5.5 but more power reserves for cutting
Note: Other models available

Product Catalogue: 2025v7.
Contents of this Product Catalogue are
copyright. No text or images are to be
reproduced in any form or medium
without prior written consent.

Specifications are subject to change
without notice.

YARDMASTER® IRRIGATION PUMP PERFORMANCE CURVES

Performance Curves - TWO POLE (2800 rpm)

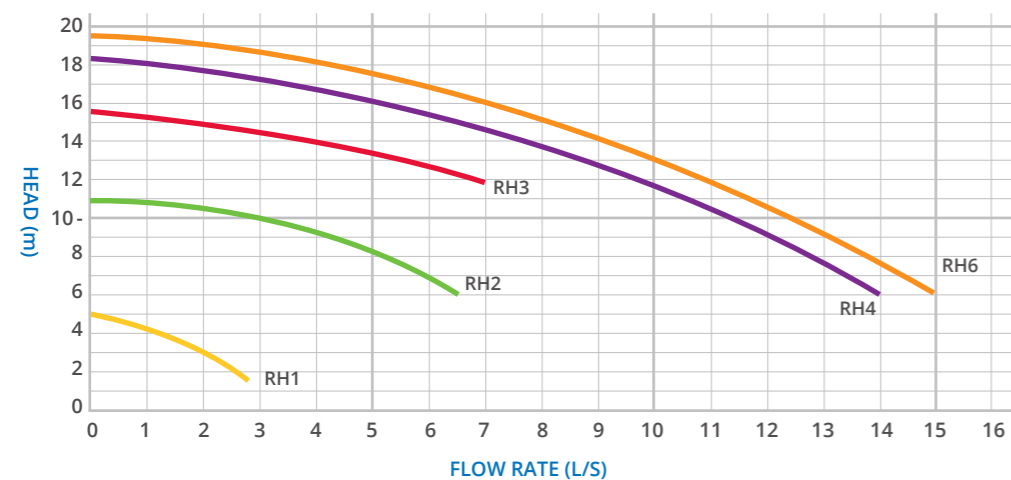


	kW	HP
(Impeller Size)	4	5
	5.5	7.5
	7.5	10
	11	15
	15	20
	18.5	25
	22	30



YARDMASTER® TRANSFER PUMP PERFORMANCE CURVES

Performance Curves - FOUR POLE (1400 rpm)

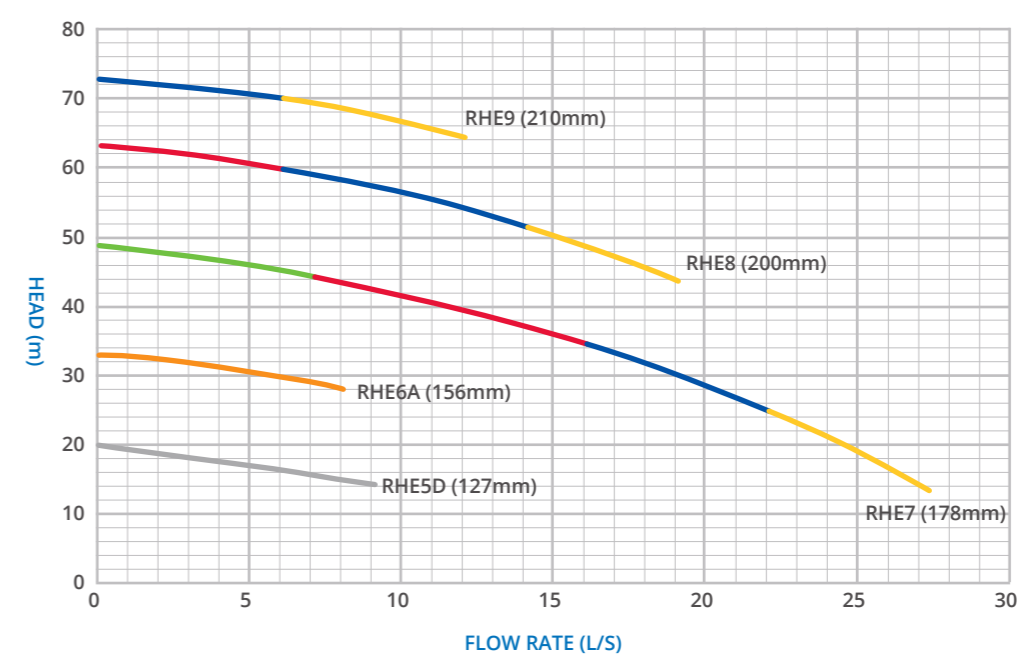


	IMP	kW	HP
RH1	150	0.75	1
RH2	178	1.5	2
RH3	200	2.2	3
RH4	215	4	5
RH6	220	7.5	10

The performance curves stated above are those for water. When slurries, manures and effluent are to be pumped, delivery, head and power will change. Yardmaster pumps require back pressure, insufficient back pressure may cause the motor to overload. Therefore if running close to open discharge seek assistance from your Dealer or contact Reid & Harrison directly. Calculations can be made that will give details of the size of pump required for the task and specifications of performance.

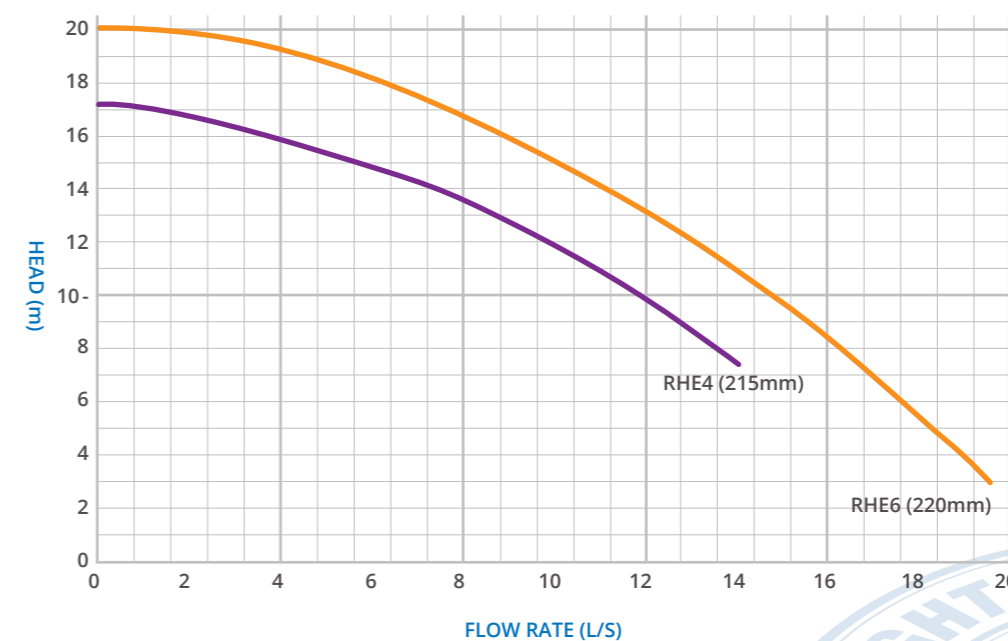
YARDMASTER® EXTENDER PUMP PERFORMANCE CURVES

Performance Curves - TWO POLE (2800 rpm) - Irrigation Extender Pumps




	kW	HP
(Impeller Size)	5.5	7.5
	7.5	10
	11	15
	15	20
	18.5	25
	22	30

Performance Curves - FOUR POLE (1400 rpm)



	IMP	kW	HP
	215	4	5
	220	7.5	10

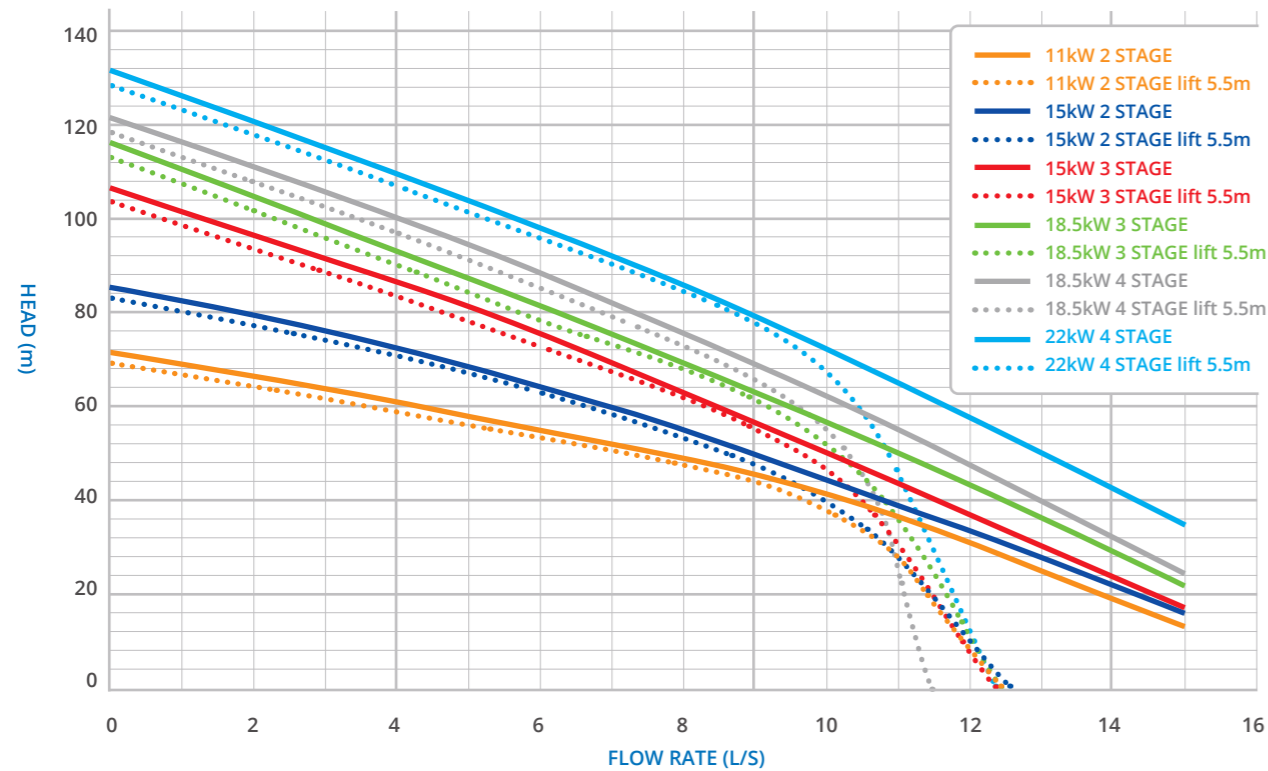
The performance curves stated below are those for water. When slurries, manures and effluents are to be pumped, delivery, head and power will alter. For viscous liquid-solid combinations seek assistance from your agent or contact Reid & Harrison direct. Calculations can be made that will give details of the size of pump required for the task and specifications of performance.



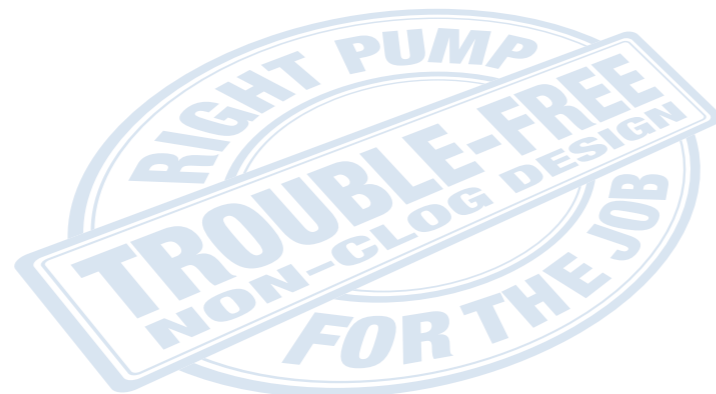

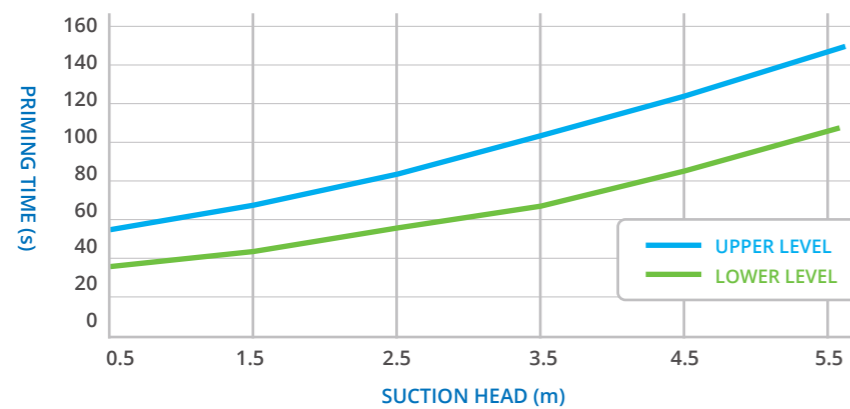
YARDMASTER® SELF PRIMING MULTI-STAGE PERFORMANCE CURVES

2-4 STAGES / PERFORMANCE CURVES - TWO POLE (2950 rpm)

3" x 8m SUCTION LINE USED FOR ALL TESTS



PRIMING TIME vs SUCTION LIFT - 8m SUCTION LINE


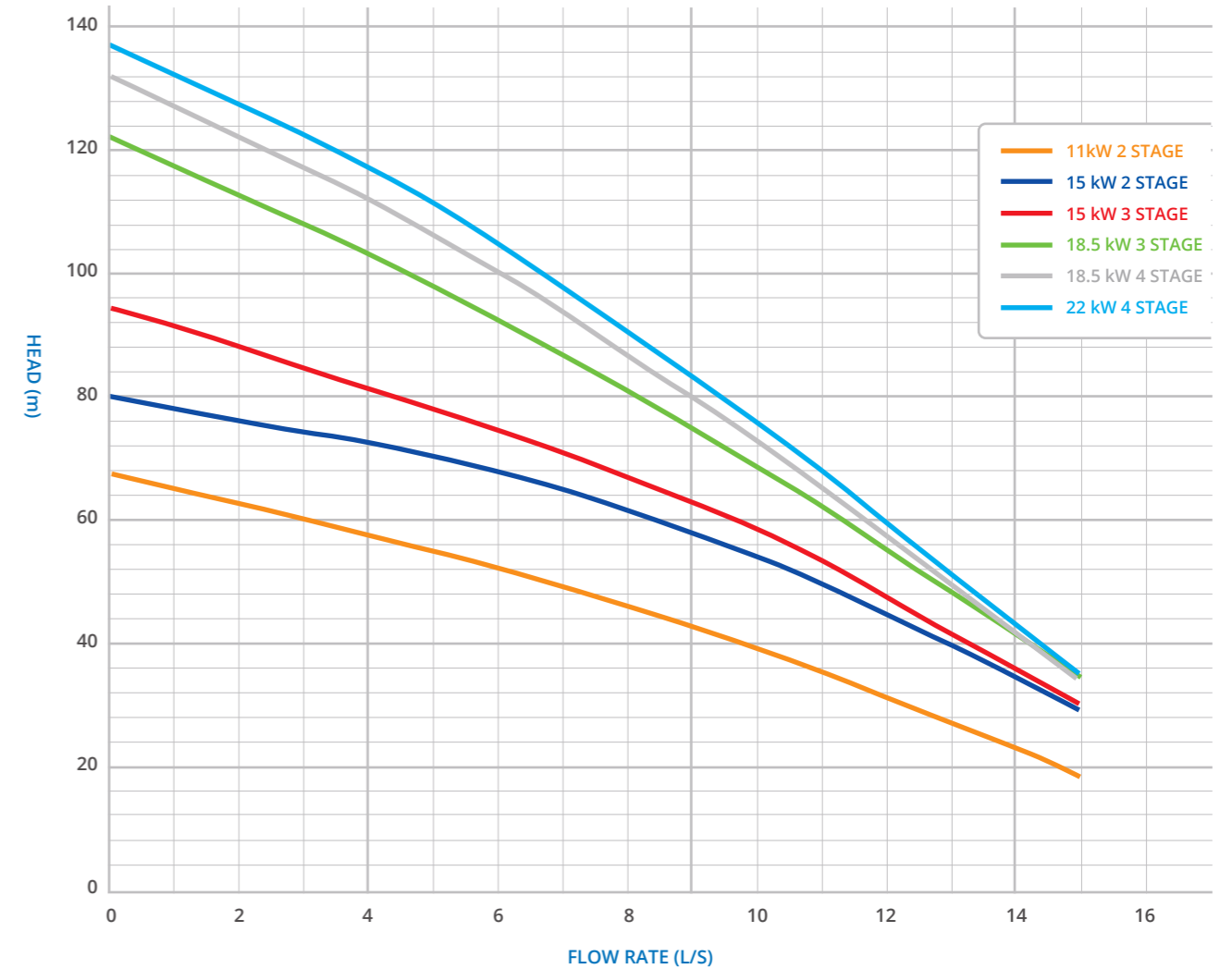


Due to continuous product development, Reid & Harrison reserve the right to change specification without notice. Performance figures are based on average test results from production pumps. Specific performance test curves can be supplied against order

YARDMASTER® MULTI-STAGE PUMP PERFORMANCE CURVES

1-4 STAGES / Performance Curves - TWO POLE (2800 rpm)

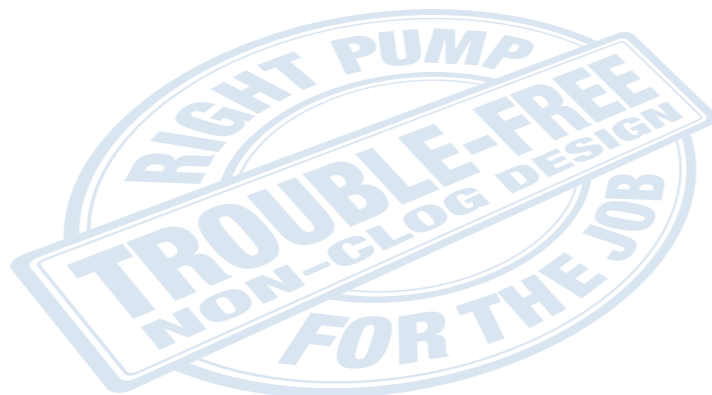
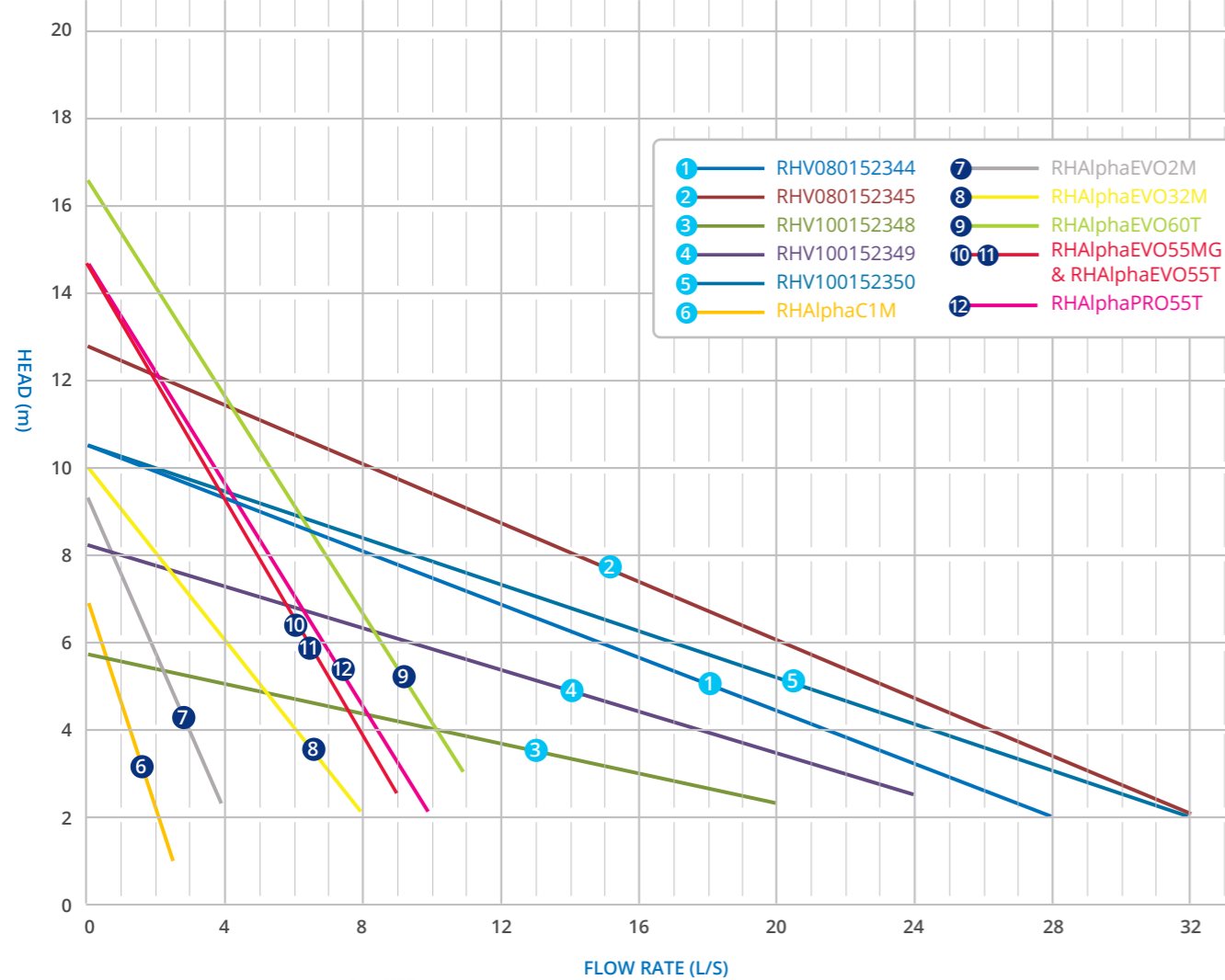
IMPELLERS: 1st Stages: 4v, 162 dia. Final Stage: 4v 195 dia



Due to continuous product development, Reid & Harrison reserve the right to change specification without notice. Performance figures are based on average test results from production pumps. Specific performance test curves can be supplied against order

YARDMASTER® SUBMERSIBLE PUMP PERFORMANCE CURVES

Maximum Pump Efficiency

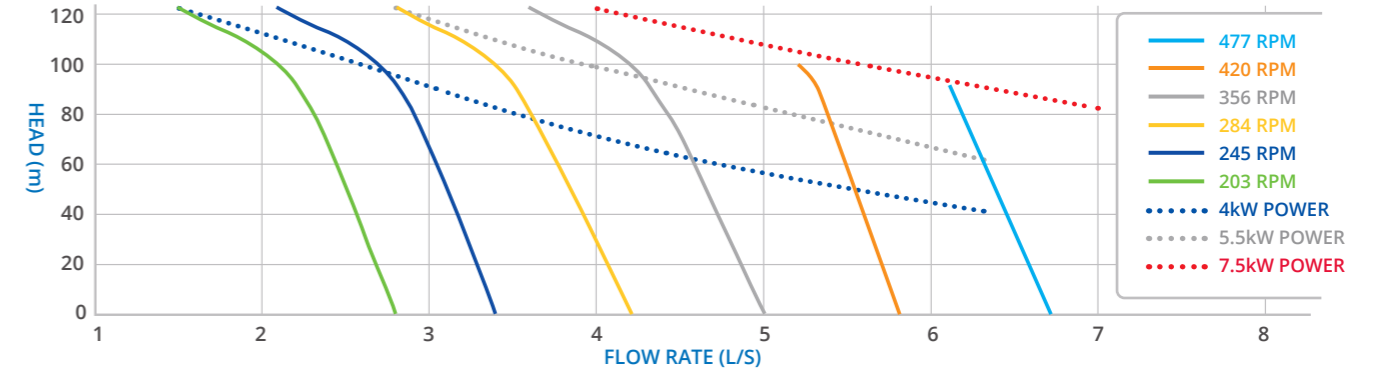


Distributed in Australia by:
Dairy Pumping Systems Aust Pty Ltd 6 Ashenden Street, Leongatha, Victoria 3953, Australia. Phone: 03 9739 6521

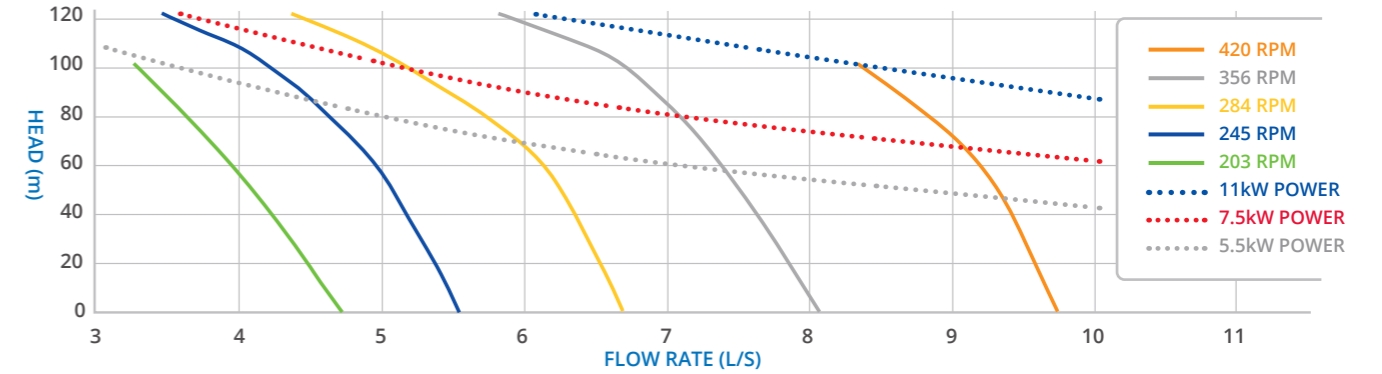
YARDMASTER® PROGRESSIVE CAVITY PUMP PERFORMANCE CURVES



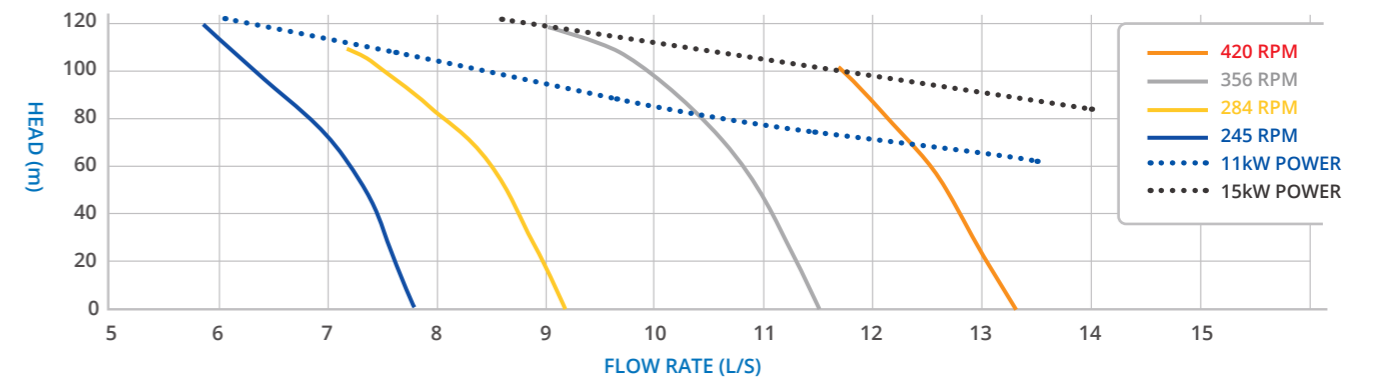
Performance Curves - PC12 PUMP



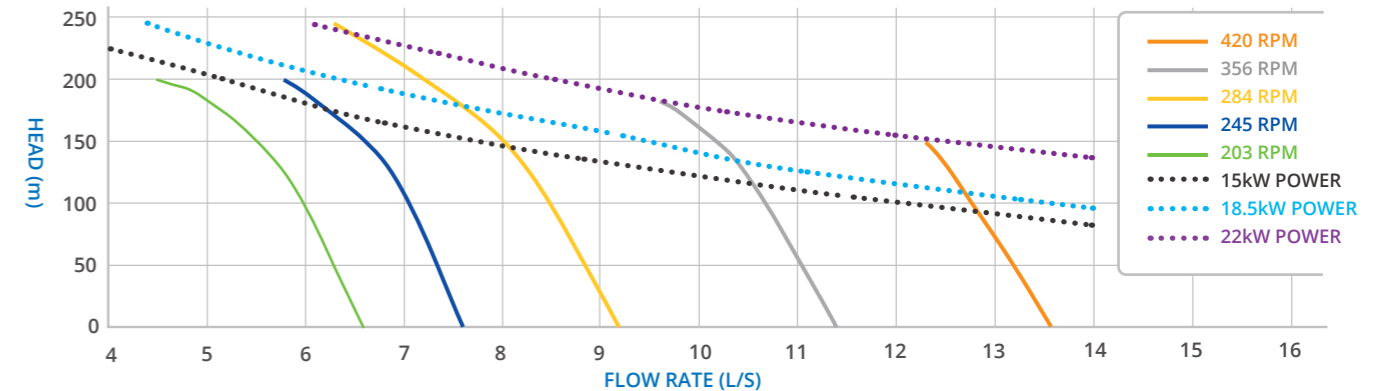
Performance Curves - PC22 PUMP



Performance Curves - PC32 PUMP



Performance Curves - PC34 PUMP



Email: info@dairypumpingsystems.com.au

www.dairypumpingsystems.com.au

Yardmaster® STIRRERS

STIRRERS

FOR SUMPS, PONDS OR TANKS



Vertical Stirrer

IDEAL FOR

- Floating Frame mounting or Fixed mounting
- Small tanks, sumps or ponds

Right Angle Stirrer

IDEAL FOR

- Floating Frame mounting or Fixed mounting
- Larger tanks, sumps or ponds
- Strong agitation

Williams PTO Stirrer

Tractor PTO driven 3 point mounted effluent pond stirrer, used to stir the pond prior to emptying.

FEATURES

- Multi Directional Agitator
- Heavy duty drive shaft
- 6.5m length

Bauer PTO Stirrer

Sets the contents of slurry lagoons of up to 6,000 m³ in motion and homogenises them in no time - without requiring much power.

FEATURES

- Low power requirement with high stirring effect and thrust force
- User-friendly, even in one-man operation
- Available in 7-10m lengths

Vertical Stirrer Performance Overview Right-Angle Stirrer Performance Overview

CODE	RHST2	RHST4	RHST6
MOTOR SIZE 4P (kW)	1.5	4	7.5
PROPELLER RPM	100	100	100
PROPELLER SIZE (mm)	250	600	960
SUMP/POND SIZE (m ³)	Up to 20	20-100	100-1000

CODE	RHSRS4	RHSRS6	RHSRS7A
MOTOR SIZE 4P (kW)	4	7.5	11
PROPELLER RPM	300	300	300
PROPELLER SIZE (mm)	480	590	675
SUMP/POND SIZE (m ³)	Up to 500	Up to 2000	>3000

Shore Mounted Stirrer Performance Overview

CODE	SHS075075	SHS075099	SHS110075	SHS110099
MOTOR SIZE (kW)	7.5	7.5	11	11
PROPELLER RPM	400	400	400	400
PROPELLER SIZE (mm)	440	440	470	470
LENGTH (m)	7.5	9.9	7.5	9.9
SUMP/POND SIZE (m ³)	Up to 3000	Up to 3000	3000-9000	3000-9000

Shore Mounted Stirrer

IDEAL FOR

- Shore mounting
- Large ponds
- Safe access



Submersible Stirrer

IDEAL FOR

- Sumps or tanks
- Easy access when fitted with a Yardmaster lifting frame

Submersible Stirrer Performance

CODE	RHSTSC015A	RHSTSC030A	RHSTS060A	RHSTS075A
MOTOR SIZE (kW)	1.5	3	6	7.5
PROPELLER RPM	960	740	350	350
PROPELLER SIZE (mm)	260	400	545	570
THRUST (N)	290	920	TBA	TBA
TANK SIZE (m ³)	30	Up to 800	Up to 1700	Up to 2000

Yardmaster® SEPARATORS

SEPARATORS



Inclined Screw Separator (YS)

IDEAL FOR

- Entry level separator
- Easiest installation in existing effluent systems
- Handles most duties
- May be used as primary separator

Rotary Drum Separator (RDS)

IDEAL FOR

- Low power requirements
- Moderate dry solids
- Low wear & maintenance

Static Screen Separator (SS)

IDEAL FOR

- No power
- No moving parts
- Can be used as primary separator

Centrifuge™ (C)

IDEAL FOR

- Fine particles
- Secondary separator
- Minimises pond settlement

Separator Performance Overview

CODE	YS200C	YS200	YS300	RDS25	RDS60	SS30	C50
MOTOR SIZE (kW)	2.2	3	4	0.75	1.5	N/A	4
RPM	1450	1450	1450	1450	1450	N/A	1450
AUGER/DRUM RPM	29	29	29	19	15	N/A	600
SCREEN SIZE (mm)	3/4/2(s)	3/4/2(s)	3/4/2(s)	0.5/1(s)	0.5/1(s)	0.5(s)	0.025-0.25
CAPACITY (m ³ /hr)*	25**	30	40	30	40	20	50

Bauer Press Screw Separator

The S655 and S855 separators are the flagships of the Bauer separator fleet and have been working in all markets around the world for more than two decades.

KEY FEATURES

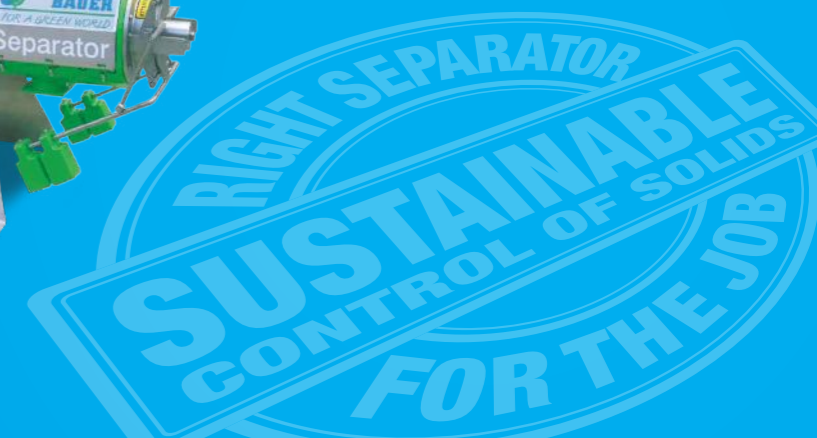
- High-precision components
- Constant high throughput
- Low wear costs through long service life
- Simple setting
- Low maintenance required

IDEAL FOR

Proven and tested many times, the S655 and S855 separators are the ideal solution for users with medium to high slurry or waste volumes. These BAUER separators are frequently used in agriculture as well as in industry (food or pharmaceutical industry) or slaughterhouses.



* Based on <10% solids loading).
** Grass fed only.
s - Stainless steel





IRRIGATORS



Williams Greenback Spider

A new simple speed change procedure with a choice of five travel speeds allows greater control of effluent application depths (minimum of 5mm)

- Application depth 5mm through 13mm nozzles @ 6 ltr/sec @ 3bar
- Differently angled arms allow for a more even spread pattern of between 30 to 50 metres depending on pump pressure
- Suitable for electric and PTO pumps
- Drags 90 alkathene
- Travel Distance up to 400m

Williams Spider Deluxe

The Williams Spider Deluxe Irrigator is designed to operate with a 2800 rpm 5.5kW - 11kW effluent pump which suits most average sized farms.

- Simple trouble free design
- Hardened steel wire guide
- 4 travel speeds
- Total enclosed main bearings
- Stainless steel spindle
- Low centre of gravity
- Light but strong
- Totally hot-dipped galvanized
- Towing hitch
- Operates with lay flat and hard hoses
- Progressive cam for low power requirement for travelling

Williams Power Nozzles

The power nozzles give the irrigator a greater speed, without the stress of increasing the rotor width.

- Easy to install
- Quick release
- Will fit all irrigators
- Virtually zero blockage



Williams Tri-Anchor

Custom made to provide a secure fixing point for the "Spider" range of travelling effluent irrigators.

- Great in places when there is nowhere to anchor to



Williams Deluxe Junior

This irrigator is specifically designed for smaller sized farms with lower powered pumps (4kW-5.5kW).

- Double lipped neoprene seals
- Quick action pawls
- Hardened steel wireguide
- 4 travel speeds
- Total enclosed main bearings
- Stainless steel spindle
- Low centre of gravity
- Totally hot-dipped galvanized
- Towing hitch
- Progressive cam for low power requirement for travelling
- Supplied with the camlockfitting for supply hose
- Green water /Small solids

Williams Greenback Magnum

The first of its kind....the GB Magnum Travelling Raingun Irrigator combines the performance of a static rain gun with the reliability of our GreenBack travelling irrigator.

- Application depths of 3mm - 25mm and rates below 10mm per hour
- 5 travel speeds
- Sime Synkro effluent raingun
- Designed to suit flow rates from 5 ltr/sec - 14 ltr/sec (18 m3 - 50 m3)
- NZ patent # 603925
- Wetted widths from 45m 90m
- Unique gland sealing system using double lipped neoprene seals
- 5mm Galv or S/S wire rope with lengths of 250, 300 and 400m

Williams Auto Shut-Off Valve

The Auto Shut-off Valve has been designed to turn the travelling irrigator off at the end of the paddock.

- Easy to set up the Irrigator



WILLIAMS IRRIGATOR PERFORMANCE OVERVIEW

Irrigator Model	Spreading Width (m)	Travel Distance (m)	Draghose Max (mm)	Irrigator Nozzle (mm)	Sprinkler Nozzle (mm)	Min Flow (l/s)	Max Flow (l/s)	Min Pressure (bar)	Max Pressure (bar)
Greenback Spider	30-50	250-400	900D	13	N/A	5.4	8.3	2	3.4
Spider Deluxe	20-35	250-300	750D	13	N/A	4.3	7.2	2	3.4
Deluxe Junior	20-25	200	630D	13	N/A	4.3	7.2	2	3.4
Greenback Magnum	45-90	250-400	900D	13	14	4.9	6.9	2	4
				13	16	5.7	8.9	2	5
				13	18	6.7	10.5	2	5
				13	20	7.9	12.3	2	5
				13	22	11.2	14.2	3	5

HARD HOSE IRRIGATION

BAUER hose reel irrigators are easy to operate and stand for robust construction and a long service life. Even under the most difficult conditions. Every customer will find just the right solution from among the 100 models on offer.

- Cost efficient and energy-saving irrigation
- Comfortable and easy handling
- Operational safety even under the most extreme conditions

No matter which field size or form, the innovative modular design of the RAINSTAR easily adapts to every condition and offers tailor made equipment for every irrigation process. The particularly attractive price-performance ratio guarantees in the first place the cost effectiveness of your investment.



Yardmaster® ACCESSORIES

FRAMES & PLATFORMS



Floating Frame/ Control Arm

- IDEAL FOR**
- Irrigation pumps & stirrers
 - Sumps and ponds




Tank Frames

- IDEAL FOR**
- For covering 3.4m tanks



Submersible Stirrer and Pump Frames


- IDEAL FOR**
- Servicing Submersible pumps & stirrers in sumps
 - Above ground tanks without affecting tank construction



Platforms

- IDEAL FOR**
- Positioning separators over solids bunker

FOR PUMPS



Cutter Blades

- IDEAL FOR**
- Yardmaster standard pumps




Inline Cutter

- IDEAL FOR**
- Eliminating blockages in multistage pumps caused by leafs & debris
 - 4kW motor



Pump Covers

- IDEAL FOR**
- Weather protection for pump motors



Pump suction extensions

- IDEAL FOR**
- Yardmaster standard pumps



Automatic Greaser


- IDEAL FOR**
- Applying constant supply of grease over 12 month period
 - Floating frame systems



Float Control Switch

- IDEAL FOR**
- Pump and stirrer control
 - Sumps and ponds

OTHER



Headworks

- IDEAL FOR**
- Mainline irrigation distribution



Sprinklers & Rain Guns

- IDEAL FOR**
- Static Irrigation suited for high risk soils



Pot Spray

- IDEAL FOR**
- Static Irrigation

Irrigator on sled

- IDEAL FOR**
- Static Irrigation

EFFLUENT MANAGEMENT



Yardmaster HALO SUPERSMART Monitoring & Control

- IDEAL FOR**
- Flow control for varying applications
 - Control of irrigation rates
 - Control by cell phone
 - Flow protection

Floating Frame Configuration

CODE	DESCRIPTION	Max Pump SIZE (Kw)		Max Vertical Stirrer SIZE (Kw)
AYPD300xx	3 Drum Frame	7.5	or	7.5
AYPD4601xx	4 Drum Single Mount Frame	18.5	or	7.5
AYPD4602xx	4 Drum Double Mount Frame	7.5	and	4
AYPD4611xx	4 Drum Right Angle Stirrer Frame			*11
AYPD6601xx	6 Drum Single Mount Frame	22	or	7.5
AYPD6602xx	6 Drum Double Mount Frame	18.5	and	7.5

*Right angle stirrer only



YARD WASH DOWN



The Yard Blaster can hose down a yard that holds 460 cows in just 6 minutes. It's designed to clean new and existing yards of any size, multiple slopes or surface types using no more water than conventional methods.

Based on the simple principle that volume rather than pressure is the most important aspect when washing down yards. The system comprises of a pump delivering ~2,000 litres/minute via a number of fixed outlets. The outlets, used one at a time, can swivel 360 degrees, thus enabling the operator to wash a vast area from the one point. The number of outlets used depends on the size and layout of the yard.

KEY FEATURES:

- Cleans new and existing yards of any size, slopes or surfaces
- Uses no more water than conventional methods
- Uses principle of volume rather than pressure
- Consists of a pump delivering high volume via a number of fixed outlets.
- Designing steep sloping yards just so that flood washing is possible is no longer necessary.
- Can use recycled water
- Outlets used one at a time, can swivel 360 degrees, enabling the operator to wash a vast area from the one point. Simply choose most appropriate mounting points
- Caters for a number of yards and/or multiple slopes
- Main requirement is for the water storage tank to be located close to the dairy.
- Can operate on either single phase or three phase power.

Yardblaster Yard Wash System

PUMP SIZE	POWER	RADIUS COVERAGE / HYDRANT	FLOW (L/S)
7.5kW	Single Phase	16m	27
11kW	Three Phase	20m	33



OTHER



RX Plastics Weeping Wall

Offering a solution to farmers on effluent screening, RX Plastics has developed a weeping wall using a triangular shaped profile of PVC, providing a product that does not break down over time, does not swell or shrink and provides a consistent gap for solids removal.

Refer to Consultant for advice on what Gap size and panel size would best suit your requirements

FEATURES

- Made of PVC with high physical strength
- High UV stability
- Non-corroding - won't rust
- Will not swell or warp
- Will not rot
- Smooth surfaces
- Triangular bar shape, provides more flow and self cleaning benefits
- 4mm, 6mm, 8mm Gap sizes
- A range of panel sizes available



Vibepanel Vibrating Weeping Wall

The Vibe Panel is a vertical passive separation screen, in basic terms a 'vibrating weeping wall'. The vibrations travel down the horizontal panels to clear blocked slots in the screen which then causes the containment to de-water. The vibration allows effluent to move easily through the slots and into containment ready to be irrigated to pasture.

VIBE PANEL FEATURES:

- Stainless steel finger joint construction to avoid cracking/breaking
- 0.18kw 3 phase and 1 phase option
- Rubber mounted sides and base
- Liquefies product to remove solid left behind
- 1.2m x 1.2m standard size
- Extremely strong (137kgs)
- Custom built panels made to suit certain applications



Williams In-Line Effluent Filters

The Williams In-Line Effluent Filter is designed to ensure removal of debris that creates blockages in irrigation nozzles.



Williams Riser Hydrants

- No clamps!
- Seals don't blow out
- Simple to assemble and install
- One spanner or socket to assemble
- Totally hot-dipped galvanised
- Sizing to suit Poly and PVC pipe of common sizes



INDUSTRIAL PUMPS



Horizontal Pumps at Chicken processing facility



Yardmaster Heavy Duty Horizontal Suction Pump

An alternative pump where the vertical mount pumps are not a suitable solution

Performance figures are equivalent to the standard Yardmaster Transfer pump range - re page 5



Yardmaster Heavy Duty Solids Pump

For volume transfer of liquid with solids.

IDEAL FOR

- Sewerage, abattoir products, quarry dewatering, coal slurries and industrial applications



Yardmaster Vertical Pump

High speed irrigation pump.

IDEAL FOR

- Yardmaster pumps can be found in use from dairy sheds to meat processing plants, from wool scowers to sawmills shifting sawdust



Yardmaster Progressive Cavity Pump

The Progressive Cavity Pump, for industrial applications, is a power efficient pump, resulting in lower running costs, the PC pump provides a constant flow ideal for fluid management processing.

For specs refer page 4



Bauer Magnum CSPH Submersible Pump

Heavy duty cutter pump.

IDEAL FOR

- Meat processing plants, sewerage and dairy effluent



3m long Vertical Stirrers - mixing saltwater ice 24hrs a day



Yardmaster Vertical Stirrer

The Yardmaster® Vertical Stirrer is ideal for small tanks, sumps or ponds and can be mounted on floating frames.

IDEAL FOR

- Floating Frame mounting or Fixed mounting
- Small tanks, sumps or ponds



Yardmaster Submersible Stirrer

Designed for sumps or tanks, The Yardmaster Submersible Stirrer combined with the Yardmaster Lifting Frame provides powerful agitation with safe service access.

IDEAL FOR

- Sumps and tanks
- Inground and above ground submersible stirrer frames are available

Yardmaster Shore Mounted Stirrer

Designed for large ponds the shore mounted stirrer provides great agitation while providing safe access for service and maintenance.

IDEAL FOR

- Applications where floating frames are not preferred



INDUSTRIAL SEPARATORS

Bauer Press Screw Separator

Proven and tested many times, the S655 and S855 separators are the ideal solution for users with medium to high slurry or waste volumes. These BAUER separators are frequently used in agriculture as well as in industry (food or pharmaceutical industry) or slaughterhouses.

KEY FEATURES

- High-precision components
- Constant high throughput
- Low wear costs through long service life
- Simple setting
- Low maintenance required



Bauer Press Screw Separator



Inclined Separator - Meat processing plant



Rotary Drum Separator - Ecogas



Yardmaster Inclined Screw Separator (YS)

The original Yardmaster® Separator is an entry level separator that handles most duties and is a seamless addition to your system.

The Yardmaster screw separator is designed to separate solids out of liquid

IDEAL FOR

- Dairy farms, paper mills, food industry, abattoirs, wineries, piggeries and poultry and waste water treatment



Yardmaster Rotary Drum Separator (RDS)

The Rotary Drum Separator is an ideal solution for de-watering and separating effluent waste streams cost effectively and trouble-free.

The Rotary Drum Separator requires low power requirements, separates moderate dry solids and has low maintenance requirements.

IDEAL FOR

- High flow & moderate dry solids



Yardmaster Static Screen Separator (SS)

The Static Screen Separator offers separation without mechanical operation or power and achieves a high level of solids and particle removal.

Requiring no power, the Static Screen Separator has no moving parts and can be used as a primary separator for your effluent system.

IDEAL FOR

- Very small particles
- No power



Yardmaster Centrifier (C)

Unique high-volume chemical-free separation. The Centrifier is the second stage in the separation of fine particles from a liquid stream from a primary separator.

IDEAL FOR

- Fine particle separator, Use as secondary separator.
- Minimises pond settlement

FOOD GRADE

REID & HARRISON Industrial Rotosieve



FEATURES

- Easy Operator Screen Access
- 95%+ Fines Recovery
- All Stainless Steel
- USDA Accepted
- CIP Capable
- Two Sizes

SUITABLE FOR

Dairy, Oil, Cheese Whey, Canning, Fruit, Juice, Paper, Soy Bean, Chemical, Sugar, Textile, Pharmaceutical, Meat

Note - Product image is a Dual Rotosieve with trays and support frame. Units are sold individually and support frames are optional extras.

TECHNICAL SPECIFICATIONS

Model	Roto 25L	Roto 5L
Capacity	up to 27,200 kg/hr	up to 5,400 kg/hr
Inlet	2.5" Tri Clamp	1.5" Tri Clamp
Outlet	6"	4"
Dimensions	H-870mm W-550mm L-1400mm	H-690mm W-500mm L-800mm
Motor	2.2 kW	0.75 kW
CIP Sprayballs	120 kg/min	120 kg/min
Screen Sizes	40-100 Micron	40-100 Micron
# of Screens	2	1

REID & HARRISON Industrial Casein Mincer

Developed for the dairy industry, the RH Industrial Casein Mincer produces a specific particle size within a liquid stream after cooking of curd. This process aids the further washing and final drying of product.



SUITABLE FOR

Dairy, Oil, Cheese Whey, Canning, Fruit, Juice, Paper, Soy Bean, Chemical, Sugar, Textile, Pharmaceutical, Meat

REID & HARRISON Industrial CM5 Curd Mill

Developed for the food industry the RH Industrial CM5 Curd Mill is adaptable to many other industries where particle sizing is required. The mill is designed to have different size screens fitted for different particle sizing.



SUITABLE FOR

Dairy, Oil, Cheese Whey, Canning, Fruit, Juice, Paper, Soy Bean, Chemical, Sugar, Textile, Pharmaceutical, Meat



Dairy Pumping Systems Aust Pty Ltd

6 Ashenden Street, Leongatha, Victoria 3953, Australia.
Phone: 03 9739 6521 Email: info@dairypumpingsystems.com.au

www.dairypumpingsystems.com.au